



# SHELTER IN PLACE OR EVACUATE?

## Shelter in Place or Evacuate? That is the Question!

Chemical releases and accidents involving gasoline, oil, paints and other hazardous materials could cause a wide range of serious injuries and possibly death from exposure to vapors, fumes and smoke.

Sometimes, local officials may ask the public to protect themselves by staying inside their homes, cars and offices. At other times, local officials may order an evacuation. This special ESP Bulletin provides some basic preparedness tips and explains the difference between these two protective measures.

### BEFORE


### SHELTER IN PLACE



**1.** **CONDUCT** a hazard hunt of your home, business, school and community. (Refer to the June 2001 ESP Focus Sheet — [www.espfocus.org](http://www.espfocus.org))



**2.** **DEVELOP** a plan for your family, business, school and community that includes places where you could reunite if you are forced to leave.




**3.** **STORE** at least a 72-hour supply of food, drinking water (one gallon per person per day for a three-day to a three-week supply) and other supplies.


### DURING




**4.** **GO** indoors immediately. If indoors, **STAY** indoors. **STAY** in your car if driving. **CLOSE** doors, windows, vents and openings. **SHUT OFF** heating and air conditioning systems, and close ventilation systems.



**5.** **GO** to the room with the least amount of windows, doors and other openings. **SEAL** openings or cracks with duct tape, plastic sheeting or wet towels. **COVER** your face and mouth with a wet cloth.



**6.** **LISTEN** and watch for instructions from local officials. **USE** the phone **ONLY** for emergencies.



**7.** **STAY** inside or in your vehicle until advised that it is safe to go outside.

### AFTER



**8.** **VENTILATE** your house, apartment, building or vehicle. **STAY** outdoors during ventilation.



Copies courtesy of the  
County of Los Angeles  
Office of Emergency Management  
[www.espfocus.org](http://www.espfocus.org)

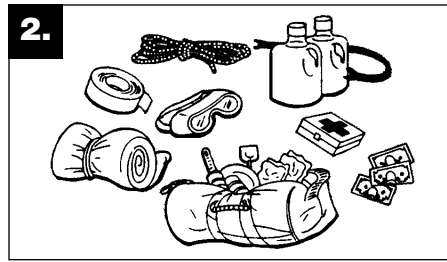
# Evacuation

Evacuation orders may come with little or no warning. Even so, you can use the tips below to prepare for the possibility of evacuating as part of your personal preparedness efforts at home and work.


## BEFORE



**1.** **IDENTIFY** possible places to reunite with family members after the event as part of your emergency plans.




**2.** **ASSEMBLE** enough food, drinking water, medicines, and other supplies to last at least three days in an emergency kit or backpack that is easy to transport.




**3.** **IDENTIFY** facilities that care for pets during disasters since pets are not allowed in American Red Cross shelters. (In-service animals excluded).




**4.** **MAKE** plans for children, seniors and others with special needs. **CHECK** with your schools, work place and other sites about their evacuation plans.




**5.** **LISTEN** to the radio or watch TV for information from local officials. **FOLLOW** their instructions. **REMAIN** calm. **USE** the phone **ONLY** to report life-threatening emergencies.




**6.** **RETRIEVE** emergency supplies and evacuation kits if possible. Be sure to include medications.



**7.** **SECURE** the building if possible. **TURN OFF** utilities only if instructed to do so by local officials.




**8.** **LEAVE** a note indicating your destination if possible.



**9.** **REPORT** to the evacuation site, using recommended routes given by local officials.

## AFTER



**10.** **LISTEN** for further instructions from local officials.



This project was supported by FY07 UASI funding awarded by the California Emergency Management Agency, through FEMA/DHS.

This information sheet is produced as part of the Emergency Survival Program (ESP). ESP is an awareness campaign designed to increase home, neighborhood, business and school emergency preparedness. ESP was developed by the County of Los Angeles. The California Emergency Management Agency (Cal EMA) and representatives from Contra Costa, Imperial, Inyo, Kern, Los Angeles, Marin, Mono, Orange, Riverside, San Bernardino, San Diego, San Luis Obispo, Santa Barbara, Santa Cruz, and Ventura counties, Southern California Edison, the Southern California Earthquake Center and the American Red Cross assist in the development of campaign materials and coordination of the campaign.